



Stellar Phoenix Photo Recovery 8.0

Installation Guide

Overview

Digital multimedia files may accidentally get deleted while deleting files, or formatting storage device. Files may also get lost due to the corruption of the storage device. However, now, there is no need to worry if your pictures, audio files or video files have got deleted or lost from your computer hard disk, pen drive, or memory card.

Stellar Phoenix Photo Recovery software can quickly recover all your lost images and media files. It supports a range of digital photo file formats, audio file formats, and videos file formats for recovery. The software supports almost all the popular brands of cameras. If the desired file type is not in the list of supported formats, you can add it using Add Header feature of the tool. The lost media files stored on a memory card can be found efficiently by the photo recovery software.

Stellar Phoenix Photo Recovery also supports digital card reader or external storage media. When you attach a storage device to the computer, your computer must recognize it for running the recovery software on it. The computer assigns a drive letter to all recognizable card readers or external storage media.

Stellar Phoenix Photo Recovery performs a scan to find all the recoverable images and media files. The software provides a preview of the scanned images and media files. The user can save scan information file of the scanned storage media. This saved scan information file can be used later to recover lost images and media files by the help of **Stellar Phoenix Photo Recovery**.



**Stellar Phoenix Photo Recovery
Main Screen**

What's new in this version?

- New and enhanced user interface.

- Multiple DPI Supported (100%, 125%, 150%)

Key Features

- Updated supported file formats for better recovery.
- The software supports thumbnail recovery for photo file formats.
- Displays deleted files and folders in a tree hierarchy (for FAT, exFAT, and NTFS file systems).
- Supports recovery of files with original date timestamp, camera model/name, resolution and file name, if available.
- Supports Classic, File List and Deleted List tree view for volume scan (of FAT, exFAT, and NTFS file systems).
- Fast recovery of lost image and media formats.
- The software supports Raw recovery from the storage devices.
- Recover files from corrupt memory card.
- Recover files from formatted memory devices.
- Supports creating an image of the memory for recovery at a later stage.
- Support for a wide range of media formats for recovery.
- The user can resume recovery by the help of saved image file, or scan information.
- The software provides a preview of found photos, audio, and video files.
- Support for all type of memory card devices.
- Supports scanning of 2 terabytes of storage space.
- Provides option to add and edit file headers.
- New user-friendly interface (with re-size capability).
- Support for Unicode.
- Support of four views of results - Icon view, Details view, Column view, and Cover Flow view.
- Advanced preferences for Preview, Add Header and Edit Header.
- Improved support for FAT32, exFAT, and NTFS.
- Support for MXF movies, Three Camera model of HD-MOV, Adobe EPS (Mac) and Adobe EPS (Windows).
- Preview support for corrupted files in safe mode, both in icon view and running preview.
- Option to Check-Uncheck file(s) and folder(s) for recovery using Spacebar.
- Option for Zoom In and Zoom out photos by the slider for thumb view.
- Estimated time display for the scanning process.
- Recover data with original date time stamping, Camera Model/Name, Resolution, and Filename.
- Optimized Resume Recovery windows in a single page for Disk Image, Volume Image and saved scan information.

* For a complete list of supported files, [click here](#).

Why Stellar Phoenix Photo Recovery?

Stellar Phoenix Photo Recovery incorporates numerous features in it. It performs a complete scan of the selected storage device and lists all the recoverable lost images, videos, and audio files.

Recovers Deleted/Lost digital Photos

Stellar Phoenix Photo Recovery is capable of recovering all the lost and deleted photos from any digital storage device. Even if the storage device is formatted, damaged or corrupt, the software quickly recovers the images from it. You can recover following file formats using the software:

Canon (CR2 /CRW), EPSON (ERF), Fujifilm (RAF), Kodak (K25 /KDC /DCR), Konica Minolta (MRW), Mamiya (MOS), Mamiya (MEF), Nikon (NEF, NRW), Olympus (ORF), Panasonic (Raw), Pentax (PEF), Sony (SR2, ARW, SRF), Sigma (X3F), DNG, DJVU, PGM, Adobe EPS (Mac), Adobe EPS (Windows) and TGA.

Recovery of Video Files

Photo Recovery software allows you to preview and recover lost, deleted, and inaccessible video files. The software allows you to recover videos without hampering their visual quality.

You can recover following video file formats using the software:

MP4, 3GP, AVI, MPEG, Matroska Video File (MKV), AVCHD Video File (MTS), Divx Encoded Movie File (DIVX), MOI Video File, Video Object File (VOB), OGG Media Player (OGM), 3G2, ASX, MTS, AJP, F4V, VID, TOD, HDMOV, MOV, MQV, M4B, M4V, WMV, MXF movies and SVI.

Note: For a high recovery rate, do not save new data in the drive or card that you have formatted, or from which you have deleted photos.

Audio File Recovery

Now, you can hear your deleted favorite audio song collection once again. **Stellar Phoenix Photo Recovery** has made possible recovery of lost songs, karaoke, music compositions, or any other lost audio file. Audio file types recoverable by software are RPS, MP3, AU, WAV, MIDI, OGG, AIFF, RM, WMA, RA, M4P, M4A, ACD, AMR, AT3, CAFF, DSS, IFF, M4R, NRA, and SND files.

Recovers Photos Stored in Memory Card of Camera

Stellar Phoenix Photo Recovery supports all the brands and models of cameras. Photos lost due to deletion and formatting of the memory card attached to the camera are recovered back. The software supports the RAW recovery of photos from camera manufactured by Sony, Nikon, Canon, Samsung, Pentax, Minolta, Kodak, Sigma, Fuji, Olympus, Epson, Mamiya, and Panasonic.

Memory Card Recovery

Stellar Phoenix Photo Recovery supports removable storage media. If you have stored your images and other multimedia files in memory card devices, this recovery application support recovery of deleted files from them. The Windows operating system should recognize the corrupt or damaged internal or external media. The software supports recovery from Memory cards, USB storages devices,

Flash Cards, SD Card (Mini SD, Micro SD, and SDHC Card), CF Card, Mini Disks and all other Windows-based hard drives.

Scan and Preview of Media Files

Stellar Phoenix Photo Recovery scans through the preferred storage device and finds all the images and other media files. You can preview the recovered files. The scan information can be saved to resume recovery process at a later stage.

Recover a Specific Hard Drive/Volume Region or Specific File Types

The application allows you to perform a scan of the desired region of hard drive/volume. The software allows you to preview and recover the media files found in the region. It is also possible to scan media for desired file types only.

Installation

Before installing the software, ensure that your computer meets the minimum system requirements.

Minimum System Requirements

- **Processor:** Intel
- **RAM:** 1 GB recommended
- **Hard Disk:** 100 MB of free space
- **Operating System:** Windows 10 / 8 / 7 / Vista / XP


To install the software:

1. Double-click the **StellarPhoenixPhotoRecovery.exe** file and click **Run** to start *Setup Wizard*. *Setup - Stellar Phoenix Photo Recovery* dialog box is displayed.
2. Click **Next**. The *License Agreement* dialog box is displayed.
3. Select *I accept the agreement* option. Click **Next**. The *Select Destination Location* dialog box is displayed.
4. Specify a destination in the text box or click **Browse** to select a destination. Click **Next**. You see a *Select Start Menu Folder* dialog.
5. Specify a destination in the text box or click **Browse** to select a destination. Click **Next**. The *Select Additional Tasks* dialog box is displayed.
6. Select the required checkboxes for creating a desktop icon and quick launch icon of the software. Click **Next**.
7. In the *Ready to Install* dialog box, verify the settings. Click **Back** to make any changes, or click **Install** to install the software.
8. After successful installation, the *Completing the Stellar Phoenix Photo Recovery Setup Wizard* screen opens. Click **Finish**.

Ordering the Tool

Order Stellar Phoenix Photo Recovery

You can purchase the software online. For price details and to place an order, click [here](#).

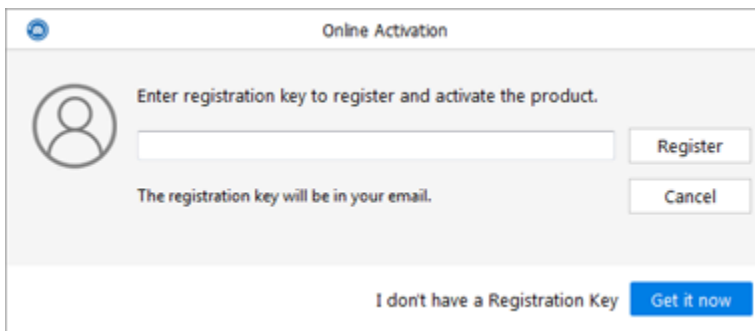
Alternatively, if you are using the demo version, you can click *Buy*  icon from the main interface screen.

Registering the Tool

The demo version is just for evaluation purposes and must be eventually registered to use the full functionality of the software. The software can be registered using the Registration Key that you receive via email after purchasing the software.

To register the software:

1. Run the demo version of **Stellar Phoenix Photo Recovery** software.
2. On the main user interface, click the **Register** option. The **Online Activation** window is displayed as shown below:



The screenshot shows a dialog box titled "Online Activation". On the left, there is a circular icon representing a user profile. To the right of the icon, the text reads "Enter registration key to register and activate the product." Below this text is a white text input field. To the right of the input field are two buttons: "Register" and "Cancel". Below the input field, the text reads "The registration key will be in your email." At the bottom of the dialog, there is a link "I don't have a Registration Key" followed by a blue button labeled "Get it now".

3. If you don't have the registration key, click the **Get it now** button in the window to go online and purchase the product.
4. Once the order is confirmed, a Registration Key will be sent to the email provided.
5. Type the **Registration Key** (received through email after purchasing the product) and click **Register** button (Please ensure that you have an active Internet connection).
6. The software will automatically communicate with the license server to verify the entered key. If the key you entered is valid, the software will be registered successfully.
7. The '**Stellar Phoenix Photo Recovery Activated Successfully**' message is displayed after the process is completed successfully. Click **OK**.

Updating the Tool

Stellar Phoenix Update Wizard helps you in keeping your application updated. Update option in the application is capable of checking and installing the latest updates. The wizard checks for latest major and minor versions available online. You can download the minor version through the update wizard. However, you have to purchase the major version.




If updates are available for the product, update wizard pops up while you are running **Stellar Phoenix Photo Recovery**. While updating the software, it is recommended to close all the running programs.

To update **Stellar Phoenix Photo Recovery**, do one of the following:

To check automatically,

1. Run **Stellar Phoenix Photo Recovery**. **Update** screen pops up along with the home screen.
2. Click **Update** button to download the latest minor version, or click the displayed link to purchase the major version. It may take few seconds or minutes to download the updates. The updated application launches automatically after the successful update procedure. Click **Cancel**, to check for updates manually.

To check manually,

1. Run **Stellar Phoenix Photo Recovery**.
2. Click  **Show more options** to expand and click **Preferences**  button.
3. In the **Preferences** window that opens, click **Update**  button.
4. To check for updates instantly, click **Check for updates now** button.
5. If updates are available, **Update** screen gets displayed. If no updates are available, you get a "**Your Software has all latest updates installed**" message.
6. Click **Update** button to download the latest minor version, or click the displayed link to purchase the major version. It may take few seconds or minutes to download the files. The updated application launches automatically after the successful update procedure.

Stellar Support

Our Technical Support professionals give solutions for all your queries related to Stellar Products.

You can either **Call Us** or **Go Online** to our support section at <https://www.stellarinfo.com/support/>

For **price details** and to **place the order**, click <https://www.stellarinfo.com/disk-recovery/photo-recovery-win/buy-now.php>

Chat Live with an **Online technician** at <https://www.stellarinfo.com/>

Search in our extensive **Knowledgebase** at <https://www.stellarinfo.com/support/kb/>

Submit enquiry at <https://www.stellarinfo.com/support/enquiry.php>

E-mail to Stellar Support at support@stellarinfo.com

Support Helpline

Monday to Friday [24 Hrs. a day]

USA (Tollfree- Pre Sales Queries)	+1-877-778-6087
USA (Post Sales Queries)	+1-732-584-2700
UK (Europe)	+44-203-026-5337
Australia & Asia Pacific	+61-280-149-899
Netherlands Pre & Post Sales Support	+31-208-111-188
Worldwide	+91-124-4326777
Email Orders	orders@stellarinfo.com

